

W61 GWR Collett VIP SALOON

G62

Introduced 1940, last withdrawn 1963

61'

These etched sides can be built into a complete coach using products from our range as supplied in our full kits. Please refer to the panel opposite. Should you prefer they can also be used for scratchbuilding.

These special saloons to lot 1626 were ordered in 1938 but did not appear until 1940 when their original purpose of transporting senior railway and government personnel had been overtaken by the Second World War. Even after the war they could hardly justify their expense, but following an advertising campaign they were offered for hire as travelling boardrooms for the conduct of private business whilst on the way to a site visit or other destination. The interior contained a kitchen, dining area, a main saloon with loose furniture and a coupé compartment that was later equipped for a secretary.

Running numbers

9001 & 9002 built 1940

Livery

The coaches were painted in chocolate and cream with white roofs and carried the 'shirtbutton' monogram. Droplight frames were in Indian Red (brick red).

The final GWR style appeared from 1943 onwards. The cream panel extended from 7" below the cantrail down to 1½" below the windows. Double lining was applied, the lower waist line being 7" below the upper one. Lining was black and gold, and numbers were in the lining panel at both ends. Roofs were painted grey. The monogram was replaced with the new Coat of Arms in the centre of the panel flanked by the words 'Great' and 'Western'. This was later extended to all coaches built since 1936 which had the double lined waist style.

From 1949 they received BR livery of carmine and cream with gold and black lining. The cream panel was the full height of the windows plus an inch top and bottom. The black line was against the cream.

From 1956 they were painted BR chocolate and cream.

Further information

GWR Coaches 1890-1954
GWR Coaches Vols I & II
GWR Coaches Appendix II
Great Western Way

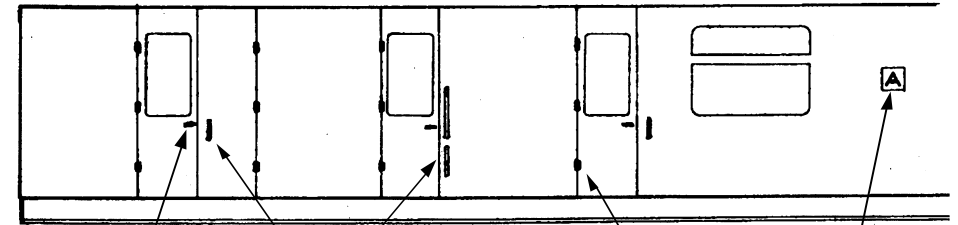
Harris
J H Russell
J H Russell
J N Slinn

David & Charles
O.P.C.
O.P.C.
H.M.R.S

COMET MODELS coach components required to complete this coach are as follows

Underframe	UW2	Bogies	BW1
Underframe castings	UCW1	Roof castings	RC5
Ends	EW2	End castings	ECW2
Roof	C10	Interior	INT1
Gas cylinders	C19		

Scrap view of side showing additional detailing



'T' door handles are supplied in complete kits and are available in product C6

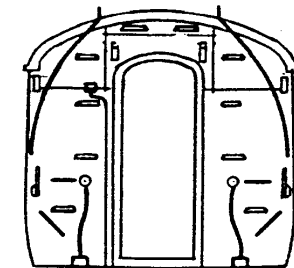
Make grab handles from 0.45mm wire

Door hinges

Seat reservation board

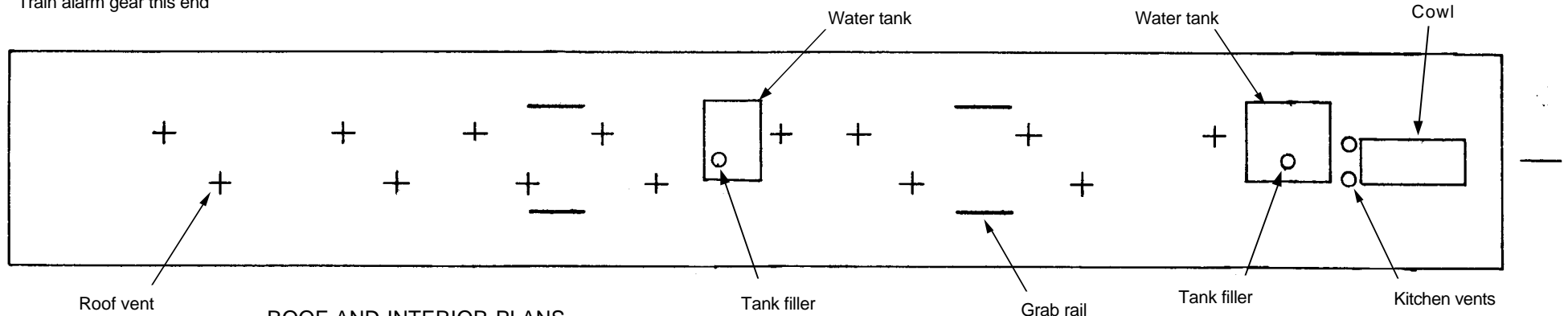
Door hinges, gangway suspension brackets, train alarm gear ears, gangway end covers and solebar ascending steps are available in product C26

The ends are identical except that the train alarm gear is only fitted at the end shown on the roof plan overleaf



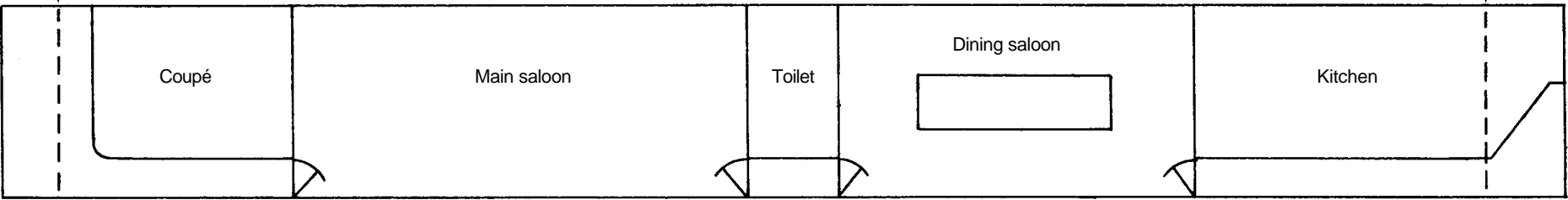
Train alarm gear this end

C
L



ROOF AND INTERIOR PLANS
VIEWED FROM ABOVE

Cut floor to
clear end



Cut floor to
clear end

UNDERFRAME VIEWED FROM BELOW

