

M63 LMS Stanier OPEN BRAKE THIRD

D1913

Introduced 1934, last withdrawn 1965

57'

These etched sides can be built into a complete coach using products from our range as supplied in our full kits. Please refer to the panel opposite. Should you prefer they can also be used for scratchbuilding.

The open brake third was a useful coach operating in high density and excursion traffic. As general service coaches they would have been seen all over the LMS and BR(MR).

Sample formations

Manchester London Road-Buxton

BTO/CO/FO/FO/CO/BTO

Western Division extras/excursions

BTO/TO/TO/TO/TO/TO/TO/TO/BTO

BTO/TO/TO/TO/TO/RK/TO/TO/TO/TO/BTO

Running numbers

9898-9909 built 1934 Pickering

Livery

The LMS coach body colour was maroon. Ends were also maroon with the detail picked out in black, but from the end of 1936 they were painted all over black. Simple lining was adopted at the beginning of 1934. In 1946 the yellow was replaced with a much lighter shade referred to as 'straw'. From 1949 coaches received BR crimson and cream. From 1956/7 BR maroon with simple lining was adopted.

Number and lettering styles, insignia and class designation placement did not always follow the changes of livery. For further information on a particular vehicle at a specific date please consult references and photographs.

Coaches left the works with the roof finished in a metallic aluminium paint. However, in service this quickly took on an overall muddy grey colour.

Underframes and bogies were finished in black

Further information

LMS Coaches
Historic Carriage Drawings

Jenkinson & Essery
Jenkinson & Campling

O.P.C.
Ian Allan

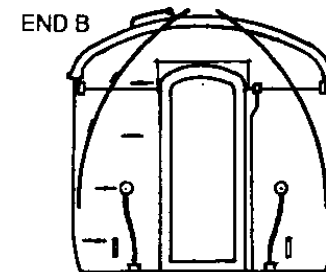
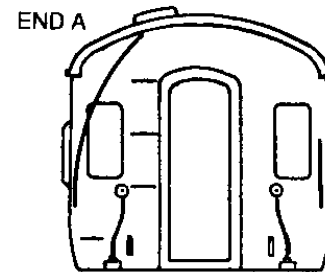
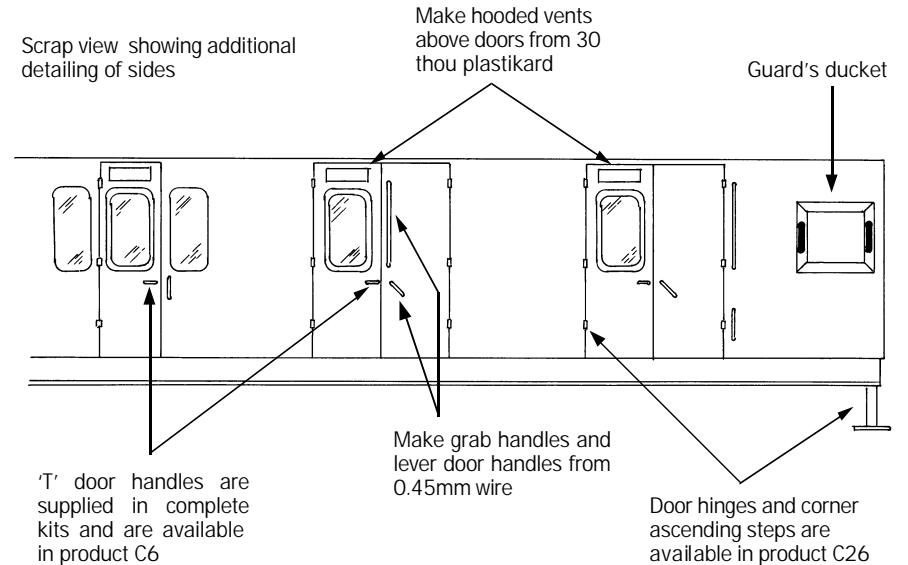
Passenger Train Formations
1923-1983 LMS LM Region

Clive S Carter

Ian Allan

COMET MODELS coach components required to complete this coach are as follows

Underframe	UM2	Bogies	BM2
Underframe castings	UCM1	Roof castings	RC2
Ends	EM4	End castings	ECM2
Roof	C10	Interior	INT3
Duckets	C15		



Train alarm gear this end

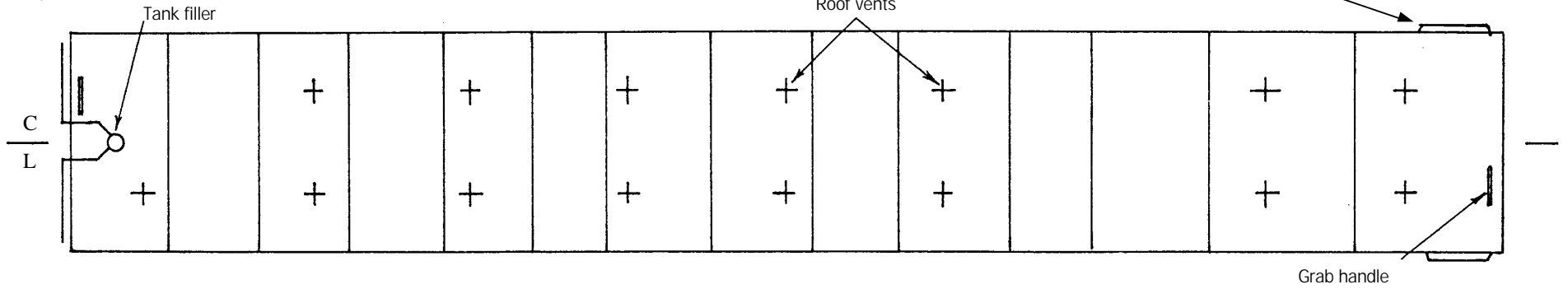
D1913

21/06/06

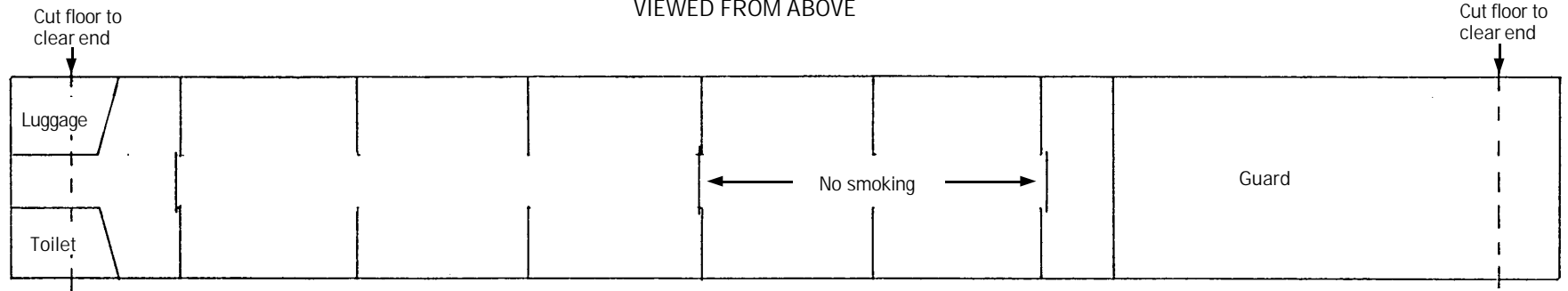
End B

Guard's ducket

End A



ROOF AND INTERIOR PLANS
VIEWED FROM ABOVE



UNDERFRAME VIEWED FROM BELOW

